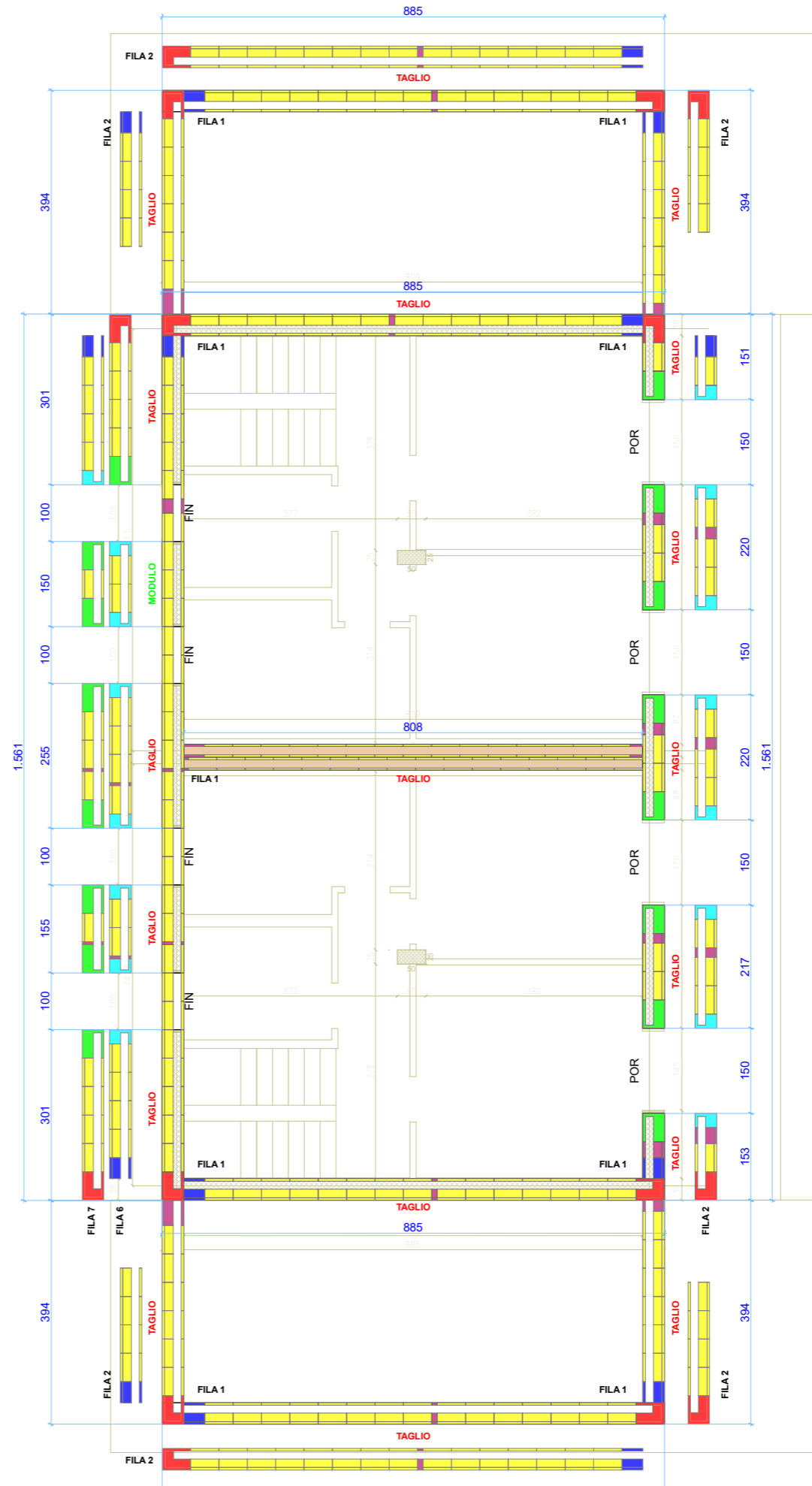


PIANO TERRA



PIANTA RIFERIMENTO PARETI ISOBLOC
PARETI PIANO TERRA

PIANO PRIMO












PIANTA RIFERIMENTO PARETI ISOBLOC
PARETI PIANO PRIMO

scala 1:50

Q=+315

LEGENDA BLOCCHI :
H 38/15+14 GR.

-  **BL. ANGOLO**
-  **BL. PASS**
-  **BL. UNIVERSALE**
-  **BL. NORMALE**
-  **MEZZO BLOCCO DIVISIBILE**
-  **SPALLE**
-  **ARCHITRAVI**
-  **TAGLIO DA REALIZZARE IN CANTIERE**
-  **BL. NORMALE**
H 22/15



VIA DELLE CASTELLINE 28
43019 SORAGNA (PR)
TEL : 0524-599382 FAX : 0524-598293
e-mail : isobloc.it@gmail.com
P.IVA : 02219200348

Cliente
DEXIVE SPA - IMP. RIOLFO (BIFAMILIARE)
Cantiere
VILLANOVA V. CALTANA - PD

Descrizione
PIANTE

Tavola
1

Scala Disegno

Data
02/12/2022