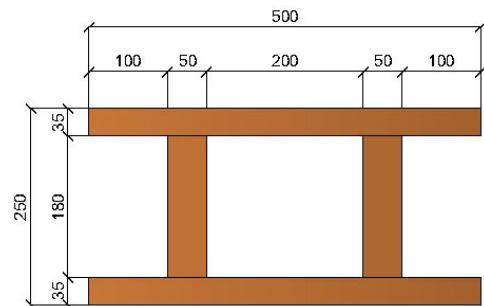



#### Reference : IB H 25/18

The Isobloc or Fixolite block is a formwork block 50 cm wide, 25 cm high (1m<sup>2</sup> = 8 blocks) and whose depth varies according to needs. The block is made of wood cement and, optionally, fire-retardant expanded polystyrene insulation (density 40 gr/m<sup>3</sup>).

**ISOBLOC H Base** : block without insulation with 15 cm of concrete or more

Type	ISOBLOC H Base
Total thickness	25.0 cm
Interior side thickness (1)	3.5 cm
Exterior side thickness (1)	3.5 cm
Insulation thickness (2)	0.0 cm
Concrete thickness (3)	18 cm
Concrete volume per m <sup>2</sup> (3)	160 l/m <sup>2</sup>
Concrete pillar section	360 cm <sup>2</sup>
Concrete pillar section per linear meter	1440 cm <sup>2</sup> /m
Equivalent concrete wall thickness	14.4 cm
Concrete beams section	198 cm <sup>2</sup>
Concrete beam section per meter height	792 cm <sup>2</sup> /m
Finished wall weight without coating	4.8 kN/m <sup>2</sup>
Finished wall weight with coating	5.27 kN/m <sup>2</sup>
R coefficient dry without coating (4)	0.82 m <sup>2</sup> K/W
U coefficient dry with coating (5)	0.98 W/m <sup>2</sup> K
R coefficient without coating (6)	0.71 m <sup>2</sup> K/W
U coefficient with coating (7)	1.1 W/m <sup>2</sup> K
Thermal offset (8)	- h
Sound insulation (9)	53 dB
REI with coating (10)	180



#### Special blocs




Slope block



Raising block



Edge block



Border Block

1. Net dry density = (500±50) Kg/m<sup>3</sup>
2. Sintered expanded polystyrene with additive graphite. Density = 0.15 KN/m<sup>3</sup>; λ = 0.031 W/m.K
3. Density of concrete 25 KN/ m<sup>2</sup>; λ dry = 1.72 W/m.K; λ = 1.91 W/m.K with a humidity level in equilibrium with the air at 23° C and 50% RH (ref. UNI EN 1745 and UNI EN 12524).
4. Dry thermal resistance without coating and without limitation of thermal resistance. Evaluation according to the theoretical method UNI EN 1745:2012. Three-dimensional method.
5. Dry thermal transmission, with a 2 cm lime and sand coating on the outside, a 2 cm lime and sand coating on the inside, with limited thermal resistance, in dry conditions. Evaluation according to the UNI EN 1745:2012 theoretical method. Three-dimensional method.
6. Thermal resistance, without plaster, without limitation of thermal resistance and with a humidity level in equilibrium with the air at 23° C and 50% RH. Evaluation according to the theoretical method UNI EN1745:2012. Three-dimensional method.
7. Thermal transmission, with a 2 cm lime and sand coating on the outside, a 2 cm lime and sand coating on the inside, with a limiting thermal resistance and a humidity level in balance with air at 23°C and 50% relative humidity. Evaluation according to the UNI EN 1745:2012 theoretical method. Three-dimensional method.
8. Ref. UNI - EN ISO 10456 standard for a period of 24 hours
9. Certified value of theoretical calculation UNI EN 12354-1:2002
10. Ref. standard UNI 1365-1. REI: Resistance: ability to maintain structural stability; Watertightness: ability to prevent the spread of fire and smoke through; Insulation: ability to thermally insulate adjacent areas and prevent the spread of heat



English version :

[https://fixolite.eu/doc/IB\\_H\\_25\\_18.en.pdf](https://fixolite.eu/doc/IB_H_25_18.en.pdf)



Version française :

[https://fixolite.eu/doc/IB\\_H\\_25\\_18.fr.pdf](https://fixolite.eu/doc/IB_H_25_18.fr.pdf)